

[SMARTBAY]

GEN 2 'ONE BOX' LED HIGHBAY



Description

The [SMARTBAY] GEN 2 'ONE BOX' LED Highbay is an industry first bringing together advanced automatic Daylight detection with motion control and integrated wattage selection. With all these technologies packed into one convenient fitting, the [SMARTBAY] can be used across virtually any project or application. With an efficacy of up to 198lm/W, an IP65 rating and a 5-year warranty, we've ensured the [SMARTBAY] ticks all the boxes.

WATTAGE SELECTABLE

85W - 100W - 150W - 200W



INTEGRATED SENSOR

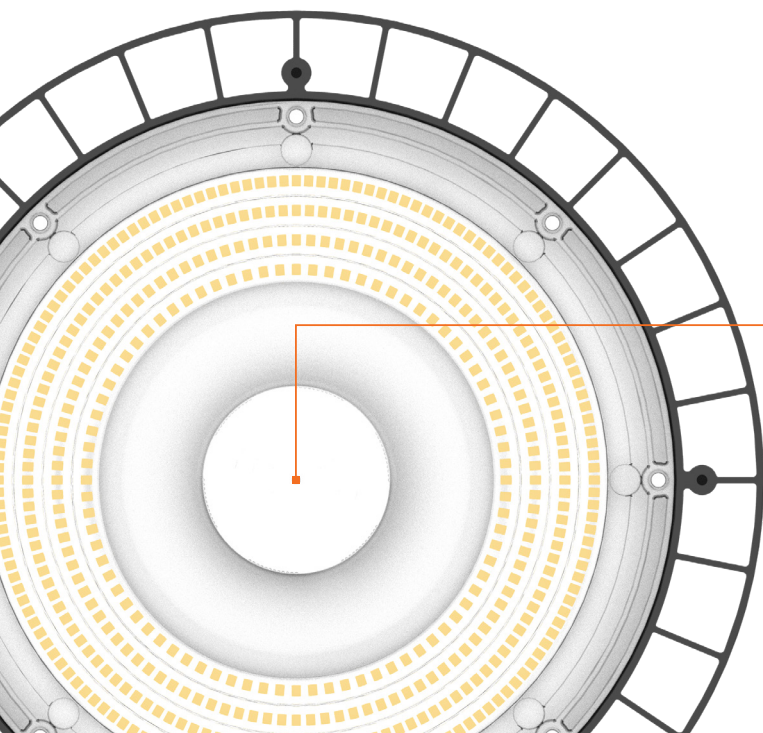
Motion + Daylight


Key Features

- High efficacy up to 198lm/W
- 0-10V dimmable
- Convenient, tool-less, on-board wattage selection
- True 'ONE BOX' design for maximum versatility
- Integrated sensor incorporating daylight harvesting and motion detection

Included Control Modules

Specially designed plug and play modules for simple change between standard and sensor version





Adjustable Options

Multi Sensor Module

HF System	5.8GHz CW Radar
Detection Range	Max. Ø12m
Daylight Sensor	2 - 400lux / Disable
Standby Mode	0s - 1hr / 10% - 50% Dimming

Settings customisable via optional remote control, HS-REM-LCD.
For full programming options, see remote control manual.

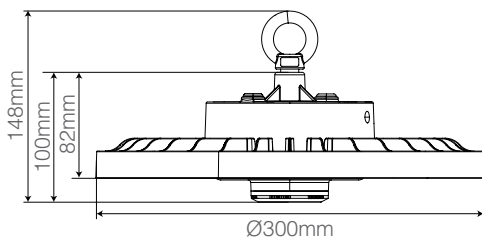
Default Sensor Settings

Detection Range (DXH)	100%
Hold Time	20mins
Daylight Sensor	400lux
Stand-by Period	+∞
Stand-by Dimming Level	30%

Technical Specifications

Rated Life	≥50,000 hours
Body	Aluminium
Installation	Chain mounted Surface mounted (optional bracket)
Beam Angle	120°
Power Factor	>0.95
CRI	>70

Dimensional Drawing

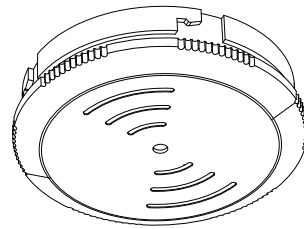


Product Data

Part Number	CCT
HS-200D120-SG2	5000K (Daylight)

Switchable Power Module

Selectable Wattages	200W/150W/100W/85W
	85W 16,800lm 198lm/W
	100W 19,600lm 196lm/W
Output Levels	150W 28,700lm 191lm/W
	200W 36,200lm 181lm/W



Plug In Module

Operating Temperature	-40°C to +50°C
Input Voltage	90-305V~ 50/60Hz
IP Rating	IP65
IK Rating	IK08
Net Weight	2.2kg
Connection	Flex and Plug (1.5m)

Maximum Loads per Circuit Breaker

Circuit Breaker Type	No. of Units
16A Type B	4
20A Type B	5
16A Type C	7
20A Type C	8

Accessories



Remote Control
HS-REM-LCD-G2



Bracket Mount
HS-BRKT-200-G2